

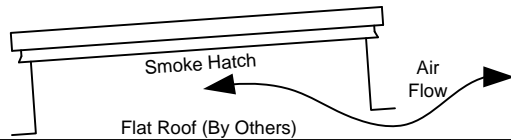
Bristolite® Daylighting Systems

401 East Goetz Avenue, Santa Ana, CA. 92707
TEL 714.540.8950 / FAX 714.540.5415

Before Installation

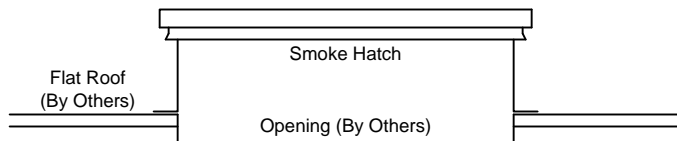
WARNING! DO NOT SET UNIT ON FLAT ROOF AREA BEFORE INSTALLATION!

Be certain at least one side is raised off the roof for air circulation. Heat build up can activate the fusible links, resulting in **costly charges** for repair and closing.



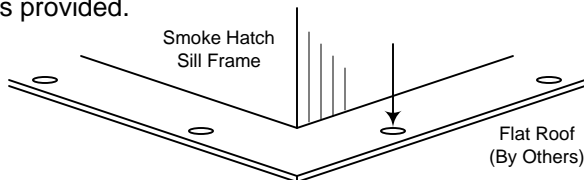
Step 1

Installation surface to be *flat*. Any field variation shall be taken up by proper shimming in field.



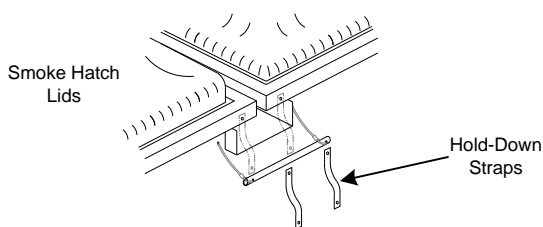
Step 2

Attachment fasteners (by others) to be placed in all flange holes provided.



Step 3

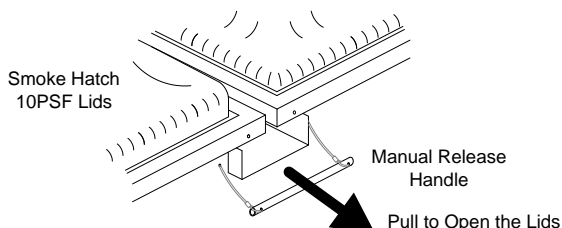
After installation is complete, **cautiously** remove lid hold-down straps located at both ends of unit.



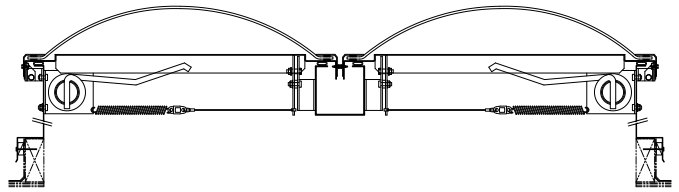
Step 4

CAUTION! - Stand Clear!

Open smoke vent completely by a **sharp** pull on the **outside** manual release handle.



'ECO-SV' SERIES SMOKE VENT OPERATION INSTRUCTIONS



Step 5

Smoke Hatch lids are closed and re-latched by a minimum of **TWO** people by firmly pushing down on one lid in a time, close to the latching mechanisms.

Both lids need to be latched properly for the unit to function.

Step 6

Consult with Bristolite® if an interior manual release is used. A strain-relief spring must be used to support the weight of pull cables and related hardware.

Step 7

Consult your local building official for operation, testing and recordkeeping requirements for your specific project.

Step 8

Installation must be in accordance with the Guide for Smoke and Heat Venting, NPFA 204M-1991.

WARNING!



"This skylight is designed to withstand normal elements of the weather. It is **NOT** designed to withstand human impact or falling objects. This skylight should **NOT** be walked upon under any circumstances. The owner or designer should restrict access only to authorized personnel who have been adequately instructed as to the location of the skylights and informed of the warnings above, or said owner should provide protective guardrails or screens around the skylights."